

## ★ Stars and Stripes ★

Which zebras make a match? Look closely at the stripes in each column. Match each of the seven pictures in the left column with its match in the right column. Draw a line between the stars in the center to connect the pairs.

**Challenge:** Draw a line connecting each zebra stripe pattern in the left column with the matching zebra name on the far left.

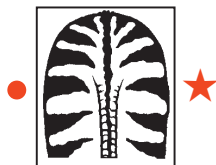
For help,  
 turn to pages  
 6 and 7.



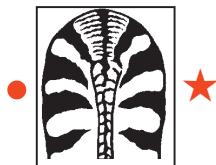
Hartmann's Mountain Zebra ●



Chapman's Zebra ●



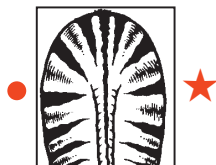
Crawshay's Zebra ●



Grevy's Zebra ●



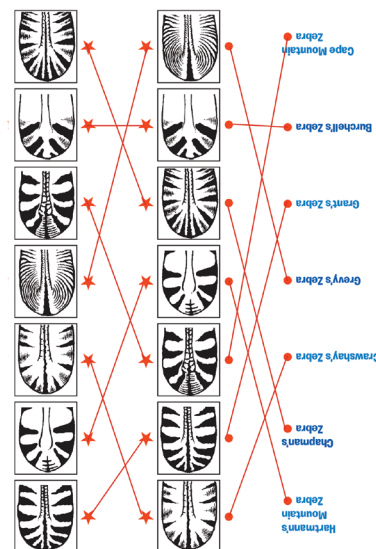
Grant's Zebra ●



Burchell's Zebra ●



Cape Mountain Zebra ●



Answers

# FINGERPRINT FUN!



Be sure to use only non-permanent ink!

**M**ake a fingerprint on white paper. First, color your fingertip with a black felt pen. Then, press your finger against the white paper. (The print may be clearer the second or third time you press your finger on the paper.)

Collect fingerprints from several different people. Compare the fingerprints. You will find that no two fingerprints are exactly alike. Just imagine—with all the people in the world, no two of them have fingerprints that are exactly the same. This is also true of the stripes of zebras. No two zebras have stripe patterns that are exactly alike.



**Make a Fingerprint Zebra!**  
Color your thumb and pointer finger with black marker. Press your thumb onto white paper. Then press your pointer finger next to the thumb print as shown. Then add a head, legs, and a tail. Make a herd of zebras this way!

---

## A-MAZING Zebras!

Can you find your way through the maze of stripes created by these five a-mazing zebras?

