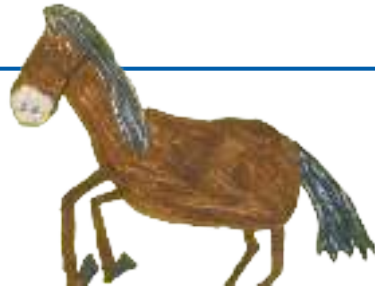


WILD HORSES

Zooworks®

*Born to the savanna, creatures that live under the sun
 Black and white pelts that paint sculpted bodies
 Stripes capturing uniqueness that can never be created again
 A kin of horses with a desperado in them
 For they must be resistant against the many predators
 Their monochromatic air and their lively attitudes towards each other
 Resembles the humans that seek these creatures
 Yet they do not yield to anything but nature
 Living life peacefully under the sun.*

By Claire Y., age 13



Melina L., age 8



Addison B., age 11



Chloe T., age 9



J.P., age 12



Graham H., age 5

*Neigh, heigh, whinney and trot!
 I like to think of wild horses a lot.
 They will run for a mile
 They rest for awhile.
 Wild horses like to run
 With a smile!*

By India P., age 7



Riley C., age 7



Clyfford A., age 6



Warren M., age 10



Visit us at
rangerrick.org

for
 even more
 fun!

Look for Activity Pages Online!

Visit rangerrick.org/ZBactivities to find fun wild horses activities to print or download.

Plus at rangerrick.org you'll find:

- Interactive games
- 50 pictures, poems and stories from kids like you
- Animal videos

Would you like to see your work published in **Ranger Rick Zoobooks?**

Here's what to do: Go to www.rangerrick.org/zooworks for rules and deadlines.



We want to see your original poem, story, or drawing by November 29, 2023 for "Big Cats."

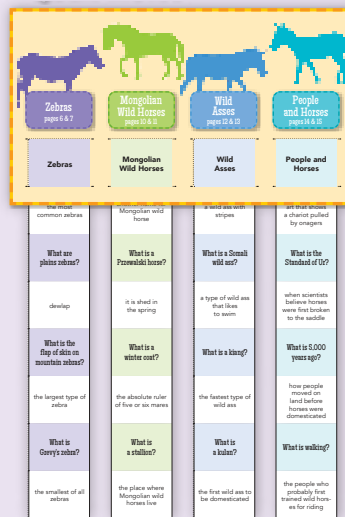
What's the QUESTION?

Here's a game that you might enjoy playing on your own or with a friend. The object of the game is to guess the question that goes with a given answer. Follow the directions below to make and play the game.



Putting the game together:

1. Cut on all the dotted lines. You will make slits in the game board and cut out the four strips.
2. Match the headings on the strips with the headings on the game board.
3. Slip the first strip through Slot A starting from the back. Then, slip it through Slot B (see the diagram at right). Adjust the strip so only the heading shows on the game board.
4. Repeat Step 3 to put the other three strips in their places.
5. To prevent you or your partner from seeing the questions that are coming up, cover the parts of the strips sticking out below the game board with a piece of paper.





To play the game:

1. To prepare yourself for success, study pages 6, 7, 10, 11, 12, 13, 14, and 15. These are the pages

- from which we took the answers and questions on our strips.
2. Then, select a category from the game board. Slide its strip up to reveal the first white square.
3. Read the answer in the white square. Try to think of a question for which that might be the answer. When you think you know the question, tell it to your partner.
4. Check your question by sliding the strip up to reveal the next colored square. It will show the correct question that goes with the answer. If you guessed right, score 5 points.
5. You and your partner take turns selecting a category, reading the answer, and guessing the question.

Zebras	Mongolian Wild Horses	Wild Asses	People and Horses
the most common zebras	another name for Mongolian wild horse	a wild ass with stripes	an old work of art that shows a chariot pulled by onagers
What are plains zebras?	What is a Przewalski horse?	What is a Somali wild ass?	What is the Standard of Ur?
dewlap	it is shed in the spring	a type of wild ass that likes to swim	when scientists believe horses were first broken to the saddle
What is the flap of skin on mountain zebras?	What is a winter coat?	What is a kiang?	What is 5,000 years ago?
the largest type of zebra	a male horse	the fastest type of wild ass	how people moved on land before horses were domesticated
What is Grevy's zebra?	What is a stallion?	What is a kulan?	What is walking?
the smallest of all zebras	the place where Mongolian wild horses live	the first wild ass to be domesticated	the people who probably first trained wild horses for riding
What are Cape mountain zebras?	What is central Asia?	What is a Nubian wild ass?	Who are the Scythians?

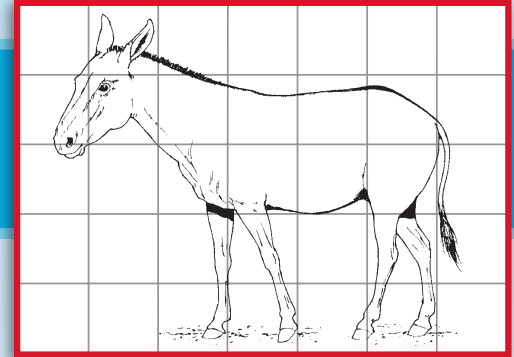


After you've played the game using our strips with answers and questions, make up your own strips. Get ideas from this and other issues of *Ranger Rick Zoobooks*®.



An UPSCALE Wild Horse

Follow these steps to discover how to make a scale drawing of a wild horse. You will use the drawing at right, a pencil, and your imagination.



- 1** Notice that the grid on the drawing above has the same number of squares as the grid to the left on which you will make your drawing.
- 2** Study the lines in one of the squares of the original drawing. Carefully copy these lines in the corresponding square of the larger grid. Be sure to enlarge the lines to fill the square. Repeat this for each square of the drawing.
- 3** Check your drawing to make sure that it matches the original drawing. Make any changes that you think are necessary. Add color to make your drawing look like a zebra, wild ass, or Mongolian wild horse.

