


# ANIMAL ALL-STARS

## Zooworks®



Lilly Bowers, age 7



Antonio DiSalvo, age 10



Chloe Hues, age 11

Waiting for approaching food,  
 In a hungry type of mood.

Waiting, watching here and there,  
 Prey could be anywhere.

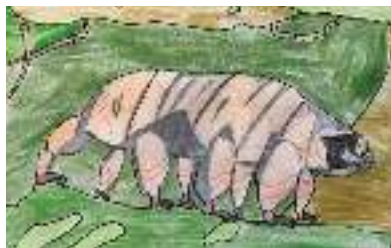
Now it is getting dark,  
 Not a sound just a wolf and a bark.

Then wiggle, wiggle—the spider has caught its dinner,  
 Another tasty web spinner!

Ashley Chavez, age 8

Some people think that flying fish can fly,  
 but they are actually gliding. When they start  
 to come down, their rudder-like tail lifts  
 them up again.

Graysen Torrible, age 8



Grady Kransteuber, age 10



Harper Szary, age 7



Corinne Kuykendall, age 8



Kingston DiSalvo, age 6



Maris Owen, age 9



Visit us at  
**rangerrick.org**

for  
 even more  
 fun!

## Look for Activity Pages Online!

Visit [rangerrick.org/ZBactivities](http://rangerrick.org/ZBactivities) to find fun  
 animal all-star activities to print or download.

Plus at [rangerrick.org](http://rangerrick.org) you'll find:

- Interactive games
- 50 pictures, poems and stories from kids like you
- Animal videos

Would you like to see your  
 work published in  
**Ranger Rick Zoobooks?**

Here's what to do: Go to  
[www.rangerrick.org/zooworks](http://www.rangerrick.org/zooworks) for rules  
 and deadlines.



We want to see your  
 original poem, story, or  
 drawing by February 2, 2022 for  
 "Sea Otters."


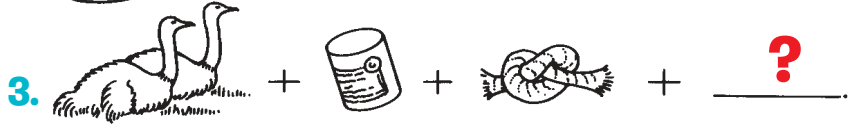
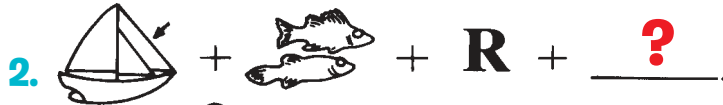
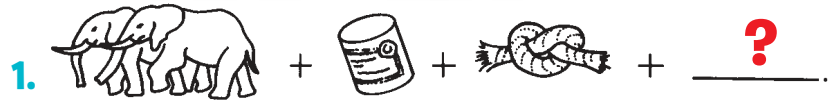
# Picture This

At the right are some messages about animal all-stars. Each is created with pictures and a missing word from the word bank below. Read each message. Then, choose the missing word from the word bank. Use each word in the bank only once. Get help by looking for facts in this book.

(Answers on page c.)

## Word Bank:


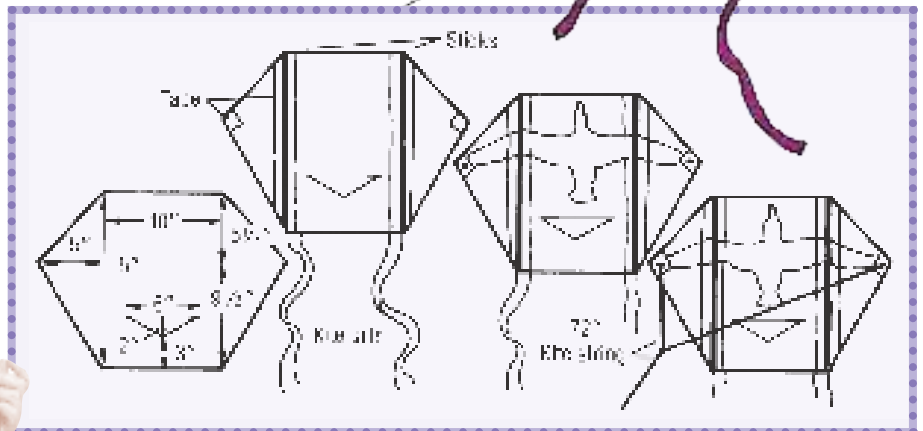
Fast  
Fly  
High  
Jump  
Slow



# ALL-STAR Gliders

You can make a glider albatross kite.

**You will need:** newspaper; scissors; a white plastic trashbag; permanent felt markers; two 15-inch sticks of wood, such as 1/8-inch doweling; mailing tape; two 1-inch x 36-inch strips of cloth for kite tails; and a ball of kite string.



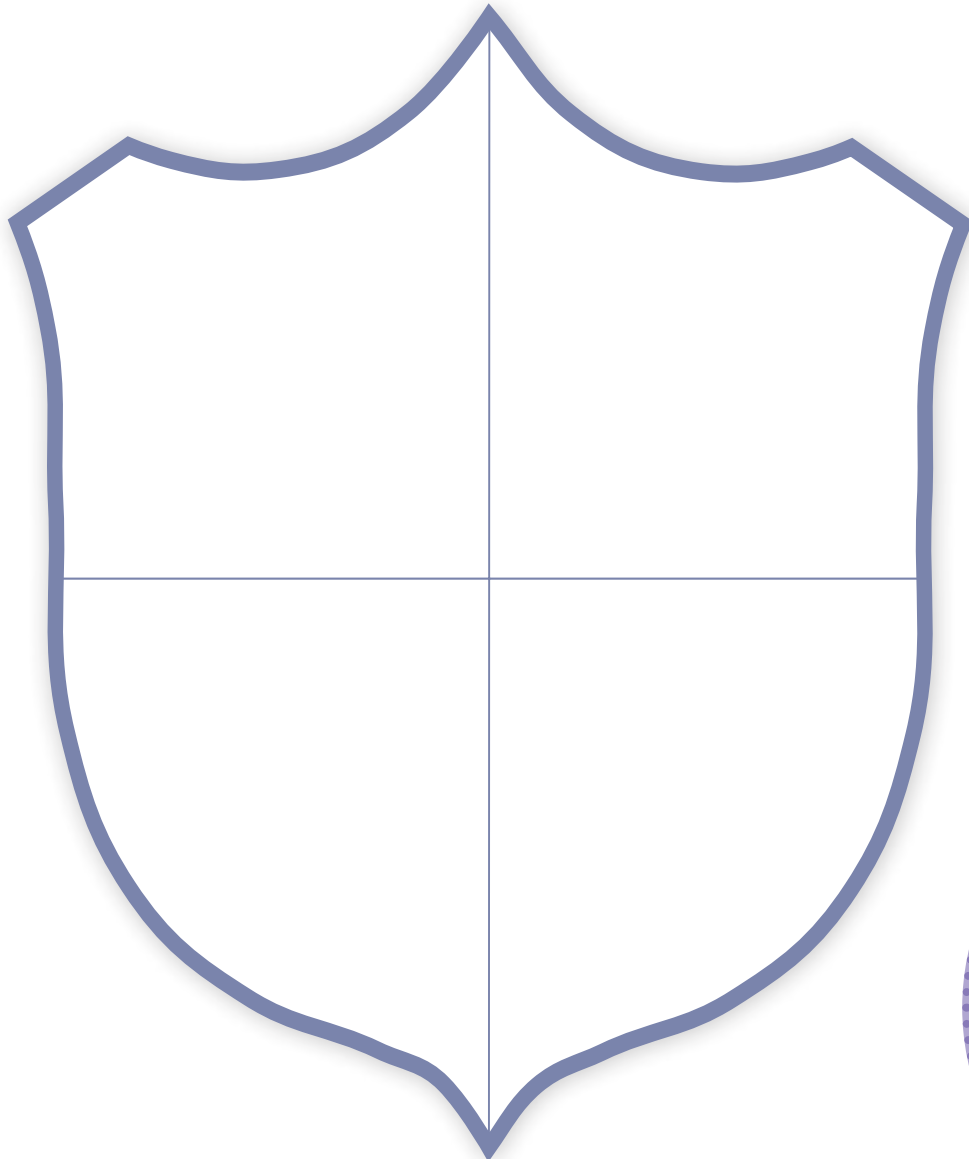
**1.** Draw the kite pattern on a piece of newspaper. Cut out your pattern, and then trace it on a plastic trashbag with felt marker. Cut the kite shape out of the white plastic.

**2.** Tape the sticks onto the kite. Then, tape a strip of cloth to the bottom end of each stick. Also, place a small piece of tape on each of the two corners where the string will be tied. The tape will keep the kite from tearing.

**3.** Decorate your kite with felt markers. You might draw a picture of an albatross or another gliding bird. Poke a small hole in the two corners where the string will be tied.

**4.** Cut a 72-inch piece of string. Tie its ends to the two corners of the kite. Tie the loose end of the ball of kite string to the center of the string that is attached to the kite.

# I Am an All-star




Here's your chance to share with others ways in which you are an all-star. Think about some things that you do well. Ask yourself, "What do I do best?" and "What makes me special?" Then, use pictures, words, or other symbols to create an **I Am an All-star** shield. Fill in each section with a different way of being an all-star. For example, in one section you might use words cut from a newspaper to describe something that you like to do. In another section, you might draw pictures to stand for something that you do well. In the next section, you might use pictures cut from a magazine to tell about yourself. In the last section, you could write a short paragraph about yourself.

## Next Step:

**Self-esteem** is the way you feel about yourself. It is healthy to think about things that you do well and to feel good about yourself. Share your *I Am an All-star* shield with someone you trust. Tell him or her about yourself. Ask that person questions about himself or herself, too. Having high self-esteem can help you make good decisions.

It can help you stand up to peer pressure.



How many words can you make from the letters in the words **BE AN ALL STAR**? You can use each letter only once in each word, except the letters "A" and "L". Names of people and places don't count. How many can you find?

## Answers

- Picture This:
1. Elephants cannot jump.
  2. Sailfish are fast.
  3. Ostriches cannot fly.
  4. Snails have shells and are slow.
  5. Butterflies can fly high.
- It's Your Shot:  
crocodile

# It's Your Shot!

We took the first shot and drew a straight line down the pool cue and the ball marked 1. We continued drawing the line until we hit a ball with a letter on it. That letter, **C**, we wrote in the first blank below. Can you take the remaining shots to figure out the answer to the riddle on the left? (Answer on page c.)

What animal all-star has stomach acid so strong that it can dissolve metal objects?

## Next Step:

Did you know that you were doing geometry while playing this game? In fact, you were applying the postulate that through any two points there is exactly one line. You can create a dot-to-dot made up of line segments for a friend or family member to complete. The dots are connected by line segments because they stop at definite points.

C  
 ① ② ③ ④ ⑤ ⑥ ⑦ ⑧ ⑨

